
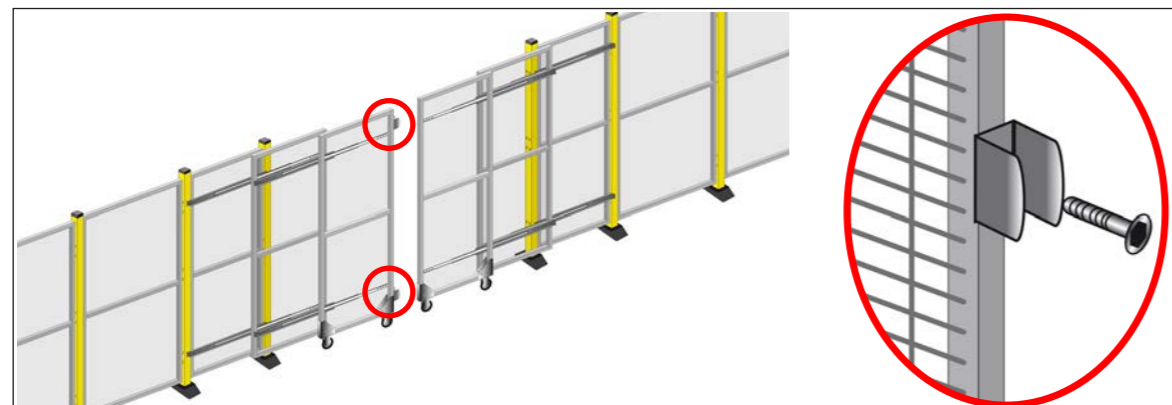
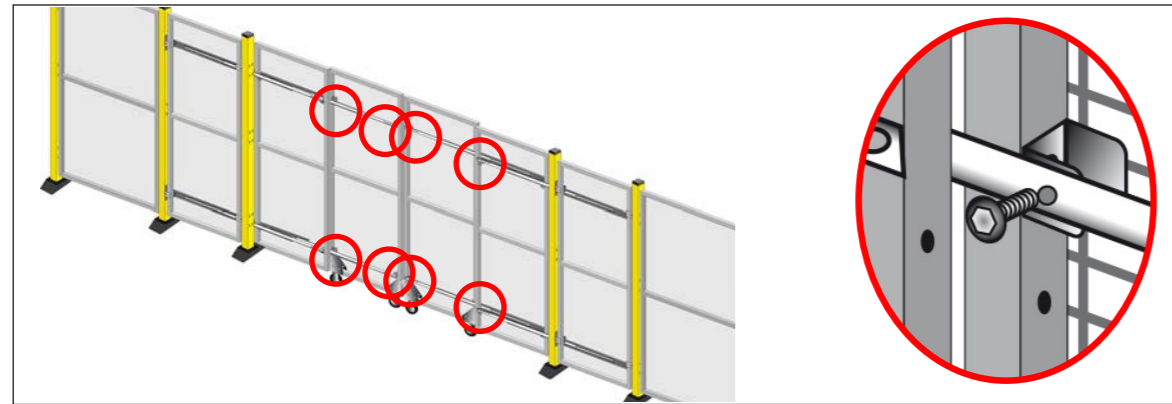





Axelent X-Guard Assembly Guide D29-XXX380




20160503


- BG Инструкции за монтаж
- CZ Montážní návod
- DE Montageanleitung
- DK Monteringsvejledning
- EE Paigaldusjuhised
- ES Instrucciones de montaje
- FI Kokoamisohje
- FR Les instructions d'assemblage
- GB Assembly instructions
- GR οδηγίες συναρμολόγησης
- HU Összeszerelési utasítások
- IE Treoracha cóimeála
- IT Istruzioni di montaggio
- LT Surinkimo instrukcija
- LV Montāžas instrukcijas
- MT Assemblaġġ iŝtruzzjonijiet
- NL Montagehandleiding
- PL Instrukcja montażu
- PT Instruções de montagem
- RO Instrucțiunile de asamblare
- SE Monteringsanvisning
- SI Sestavljanje navodila
- SK Montážny návod


 **B26-5L**
x 4

 x 2 A


B26-5M x 2


 x 2 A

 x 8 B


 x 4 C


B20-2H x 2


 x 1 A


 x 4 B


B26-5J x 2


 x 4 A

 x 4 B


 x 4 C


 x 4 D


 x 8 E


 x 4 F


T01-23 x 4

 x 1 A

 x 1 B

 x 2 C

 x 2 D

 x 2 E

